


ACE ANALYSER

Steps: Go to <http://library.iimb.ac.in/library> → Click on “A” from Electronic Databases A to Z → Click on ACE Analyser to access the same. If you want to access remotely, kindly use your remote access credentials and follow the same steps.


Data Coverage: Last 10 years

Ex: How to download all listed companies’ data last 10 years?

Step-1



ACE
Analyser



‘ Unmatched quality and accurate source of financial information combined with best technology of the industry ,

- COMPANY DATABANK
- EQUITY MARKETS
- COMMODITIES MARKETS
- DERIVATIVES MARKETS
- MACRO ECONOMY

ACE Analyser


A COMPREHENSIVE & ANALYTICAL PORTAL FOR FINANCIAL VERTICALS OF INDIA.

AceAnalyser database comprises of:

- ▶ **Company Information:** Includes financial and non-financial information of companies & sectors.
- ▶ **Equity Markets:** Covers BSE / NSE Stock Exchanges Equity.
- ▶ **Commodities Markets:** Covers MCX / NCDEX Exchanges Information.
- ▶ **Derivative Markets:** Includes Future Markets and Option Markets information of stocks and index.
- ▶ **Macro Economy:** Covers the National Income statistics, Money & Banking, Price Indices and other Economic Data.

Who we are?
We are an ISO 9001:2000 certified company, set up by a team of professionals with competencies in Financial content, software development and database design using a variety of platforms, technologies and financial domain knowledge. [more...](#)

What else we can offer?
We supply content like live prices , Analysis, Live News, financial data contents to websites put up by financial institutions , brokers , distributors, banks , media , corporate etc. Quite a number of Indian as well as international corporate portals source data from us for their business / stocks sections.

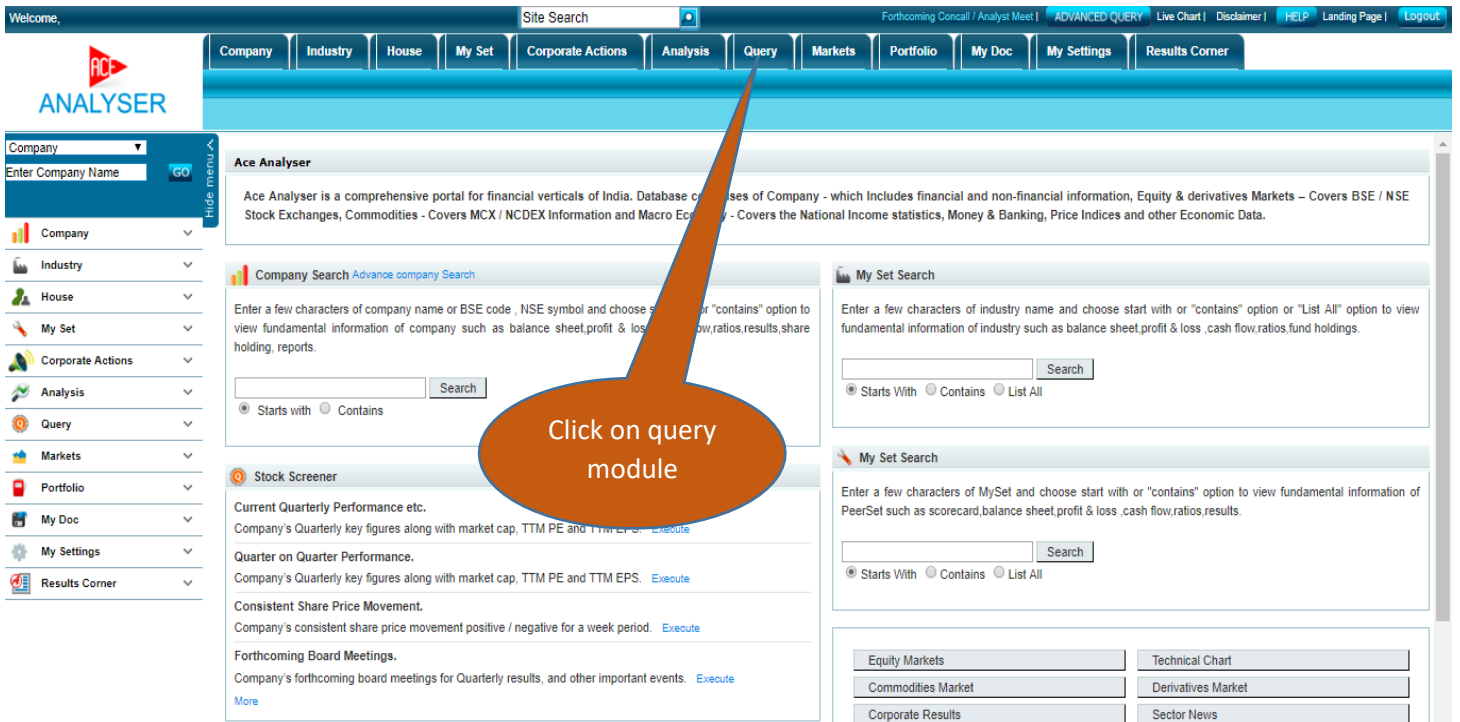


Click here

Wednesday , 15.Aug.2018

Copyright © 2009 AceAnalyser . Contact Us

Step-2



Welcome, Site Search Forthcoming Concall / Analyst Meet ADVANCED QUERY Live Chart Disclaimer HELP Landing Page Logout

Company Industry House My Set Corporate Actions Analysis **Query** Markets Portfolio My Doc My Settings Results Corner

ACE ANALYSER

Company
Enter Company Name GO

Company Search Advance company Search

Enter a few characters of company name or BSE code, NSE symbol and choose start with or "contains" option to view fundamental information of company such as balance sheet, profit & loss, cash flow, ratios, results, share holding, reports.

Starts with Contains Search

My Set Search

Enter a few characters of industry name and choose start with or "contains" option or "List All" option to view fundamental information of industry such as balance sheet, profit & loss, cash flow, ratios, fund holdings.

Starts With Contains List All Search

My Set Search

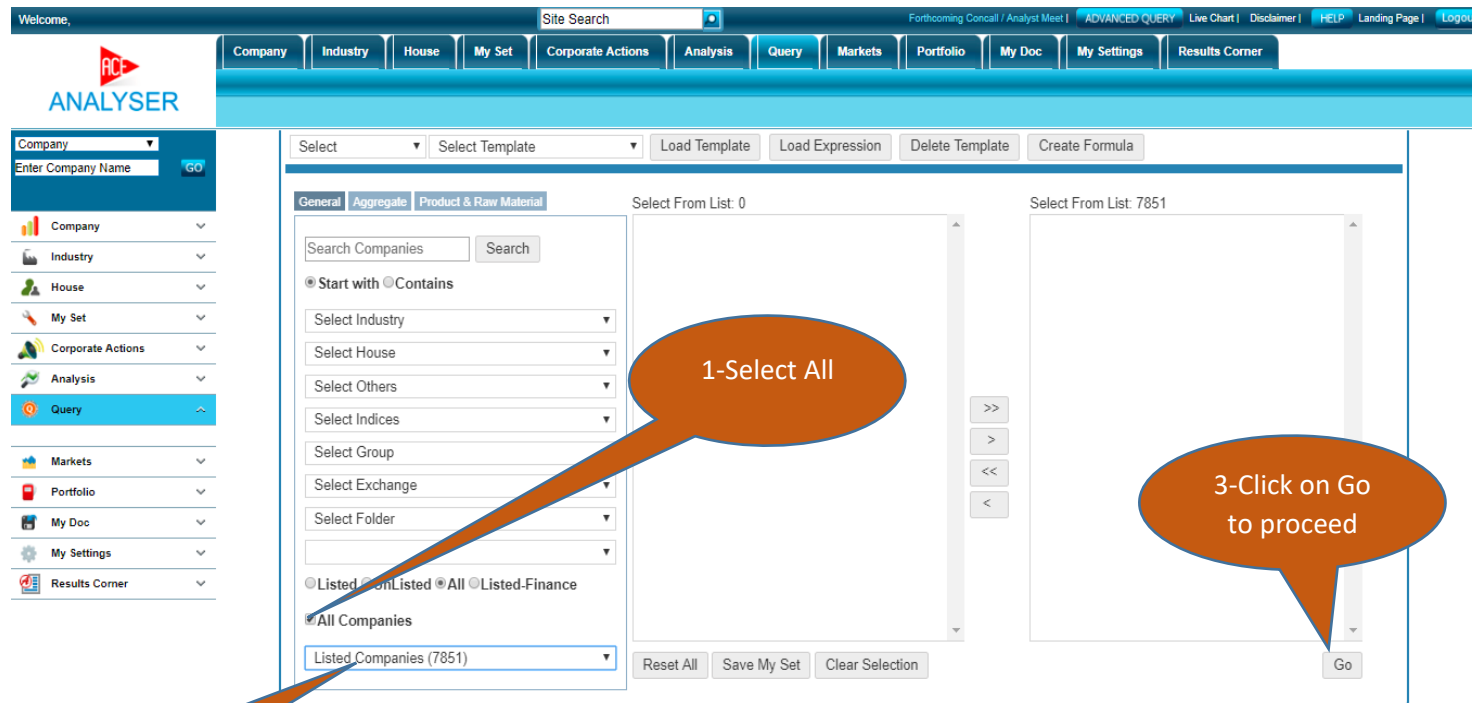
Enter a few characters of MySet and choose start with or "contains" option to view fundamental information of PeerSet such as scorecard, balance sheet, profit & loss, cash flow, ratios, results.

Starts With Contains List All Search

Equity Markets Technical Chart
Commodities Market Derivatives Market
Corporate Results Sector News

Click on query module

Step-3



Welcome, Site Search Forthcoming Concall / Analyst Meet ADVANCED QUERY Live Chart Disclaimer HELP Landing Page Logout

Company Industry House My Set Corporate Actions Analysis **Query** Markets Portfolio My Doc My Settings Results Corner

ACE ANALYSER

Company
Enter Company Name GO

Select Select Template Load Template Load Expression Delete Template Create Formula

General Aggregate Product & Raw Material

Select From List: 0

Select From List: 7851

Search Companies Search

Start with Contains

Select Industry
Select House
Select Others
Select Indices
Select Group
Select Exchange
Select Folder

Listed Non Listed All Listed-Finance

All Companies

Listed Companies (7851)

Reset All Save My Set Clear Selection

Go

1-Select All

2-Click on listed

3-Click on Go to proceed

Step-4

Welcome, Site Search Forthcoming Concall / Analyst Meet | ADVANCED QUERY Live Chart | Disclaimer | HELP Landing Page | Logout

Company Industry House My Set Corporate Actions Analysis Query Markets Portfolio My Doc My Settings Results Corner

ANALYSER

Company
Enter Company Name GO

- Company
- Industry
- House
- My Set
- Corporate Actions
- Analysis
- Query
- Markets
- Portfolio
- My Doc
- My Settings
- Results Corner

General
 Finance
 Ratios
 Interim Results
 Share Price Data
 Equity
 Corporate Actions
 IPO Information
 Formulae
 Custom Fields

Show Actual value for formulae
 Show period for formulae
 Annualised
 Consolidated priority
 Unit: Crore
 Priority On Full Year
 Priority On Period
 Precision: 2

Period Selection
 Single Period
 All Period
 All Period, All Selections

Query Condition
 AND
 OR

Apply Criteria On
 ALL

36	FH_1	FH_Close Price (Unit Curr.)	L
37	FH_1	FH_High Price (Unit Curr.)	L
38	FH_1	FH_Low Price (Unit Curr.)	L
39	FH_1	FH_Market Capitalization	L
40	FH_1	FH_Adjusted EPS	L
41	FH_1	FH_Price / Book Value(x)	L
42	FH_1	FH_CEPS	L
43	FH_1	FH_Equity Dividend %	L
44	FH_1	FH_Enterprise Value	L
45	FH_1	FH_Dividend Yield %	L

Now Click on Compile

Step-5

Welcome, Site Search Forthcoming Concall / Analyst Meet | ADVANCED QUERY Live Chart | Disclaimer | HELP Landing Page | Logout

Company Industry House My Set Corporate Actions Analysis Query Markets Portfolio My Doc My Settings Results Corner

ANALYSER

Company
Enter Company Name GO

- Company
- Industry
- House
- My Set
- Corporate Actions
- Analysis
- Query
- Markets
- Portfolio
- My Doc
- My Settings
- Results Corner

Query Compiled Output

O/P SUMMARY

Total Selection : LISTED Total Matching : 6021 Total Unmatching : 28329 Total Records : 19027 Unit : Crore

Sr.No	Accord Code	Company Name	CD_Chairman	CD_Managing Director	CD_Bank Name	FH_Year End	FH_Year	FH_Gros
1	207635	20 Microns Ltd.	Chandresh S Parikh	Rajesh C Parikh	IDBI Bank	201703	2017.00	372.48
2	207635	20 Microns Ltd.	Chandresh S Parikh	Rajesh C Parikh	State Bank of India	201703	2017.00	372.48
3	224943	20 Microns Nano Minerals Ltd.		Atil Chandreshbhai Parikh	IDBI Bank	201703	2017.00	35.15
4	224943	20 Microns Nano Minerals Ltd.		Atil Chandreshbhai Parikh	State Bank of India	201703	2017.00	35.15
5	224943	20 Microns Nano Minerals Ltd.		Atil Chandreshbhai Parikh	EXIM Bank	201703	2017.00	35.15
6	126921	21st Century Management Services Ltd.	Sundar Iyer		HDFC Bank	201803	2018.00	10.35
7	126921	21st Century Management Services Ltd.	Sundar Iyer		ICICI Bank	201803	2018.00	10.35
8	126921	21st Century Management Services Ltd.	Sundar Iyer		State Bank of India	201803	2018.00	10.35
9	132628	3i Infotech Ltd.	Ashok Shah	Padmanabhan Iyer	ICICI Bank	201803	2018.00	237.51
10	132628	3i Infotech Ltd.	Ashok Shah	Padmanabhan Iyer	IDBI Bank	201803	2018.00	237.51
11	132628	3i Infotech Ltd.	Ashok Shah	Padmanabhan Iyer	Standard Chartered Bank	201803	2018.00	237.51
12	132628	3i Infotech Ltd.	Ashok Shah	Padmanabhan Iyer	Axis Bank	201803	2018.00	237.51
13	123395	3M India Ltd.	Bharat D Shah	Debarati Sen	Deutsche Bank	201803	2018.00	2580.40
14	123395	3M India Ltd.	Bharat D Shah	Debarati Sen	HDFC Bank	201803	2018.00	2580.40
15	123395	3M India Ltd.	Bharat D Shah	Debarati Sen	ICICI Bank	201803	2018.00	2580.40

Showing 1 to 100 of 19,027 entries

Previous 1 2 3 4 5 ... 191 Next

Click here to export the data